

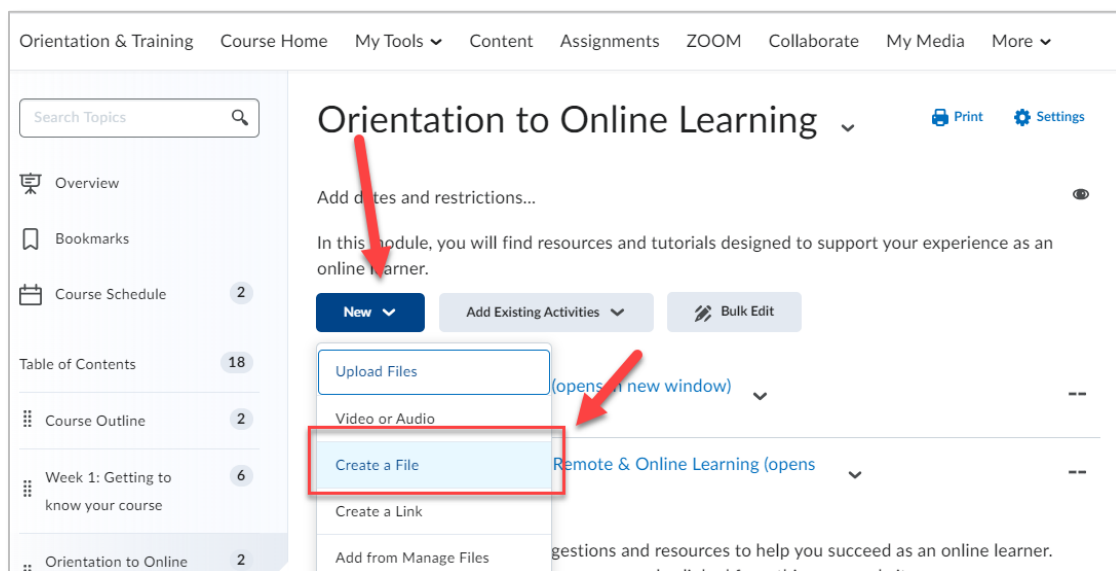
## Adding Zoom Link to Content Tool in D2L

This tutorial describes two ways to add a Zoom link to the Content tool in your D2L course: [adding a link in a content webpage](#) (using the HTML editor) or [adding a link as a topic in Content Tool](#).

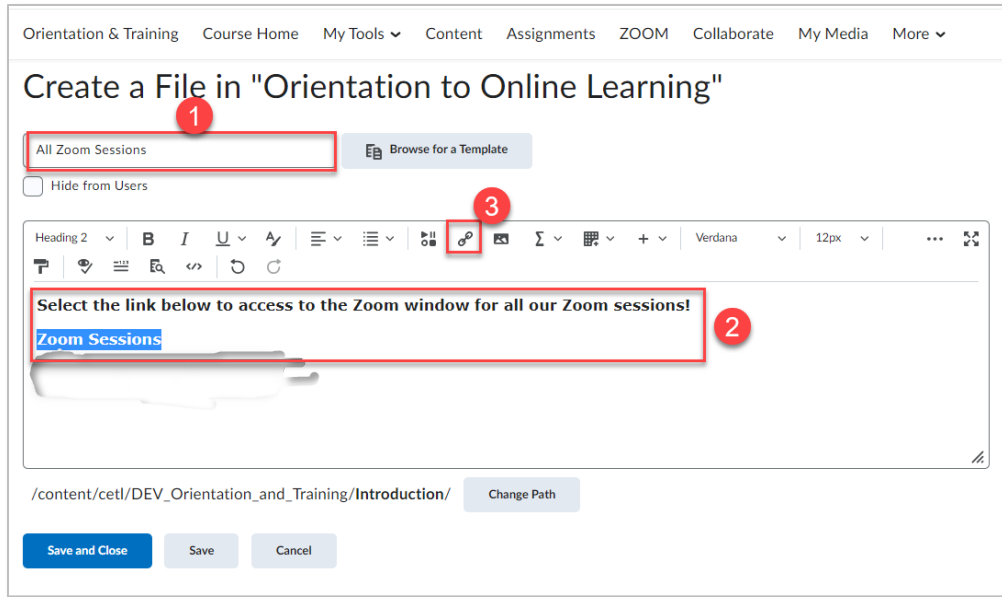
For further information or assistance, please visit our [Team Dynamix Support portal](#) and select the appropriate Category to submit a ticket.

### Steps for Adding Zoom Link in a Content Webpage (HTML editor).

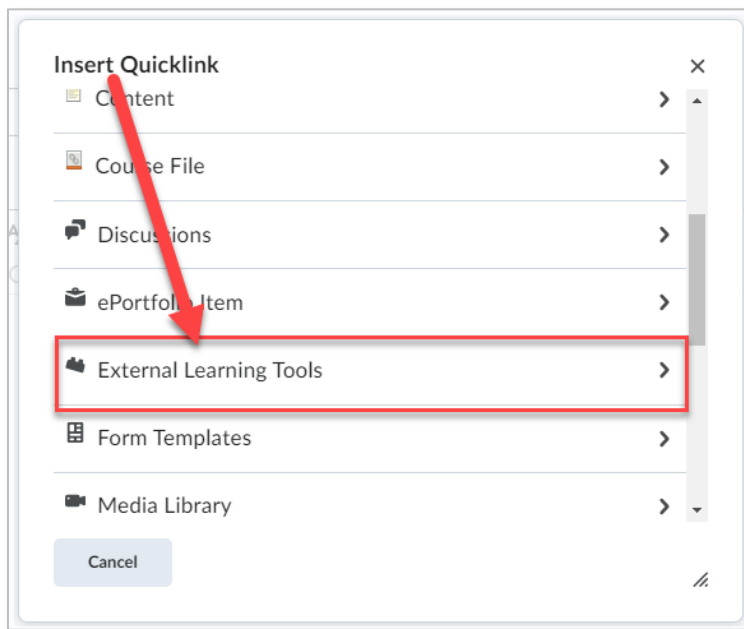
1. Go to the **Content** tool in your D2L course.
2. Select or navigate to the Module you want to add the Zoom link to, or create a New Module.
3. Select the **New** button and select **Create a File** from the drop-down menu.



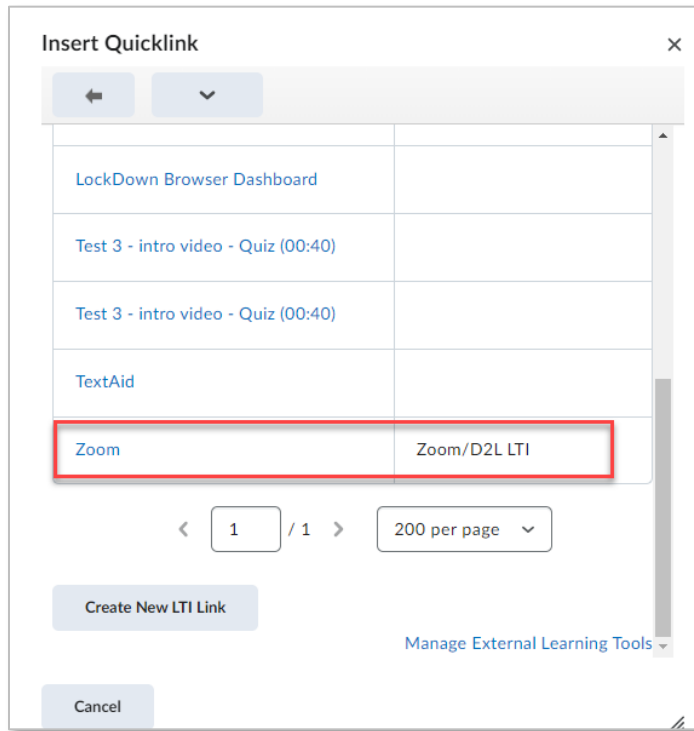
4. Add a **Title**, then add contextual and/or instructional text into the HTML editor box. Highlight the words you want to link Zoom to, and select the **Quicklink** icon.



5. Select **External Learning Tools** (you may need to scroll down in the list).



6. Select **Zoom**.



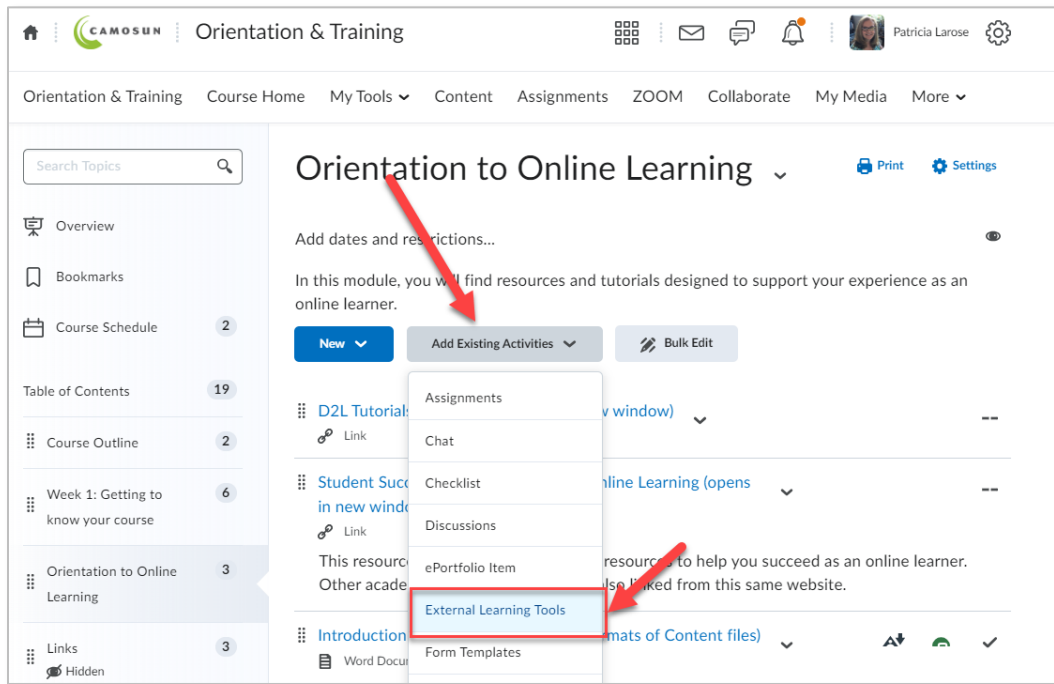
7. The link to your Zoom meetings has now been created. Select the **Save and Close** button. When you select the link on the page you just created, the Zoom meetings window will appear.

**Note:** You can also use the HTML editor to add a Zoom link within other D2L tools (e.g., discussion topic or news item).

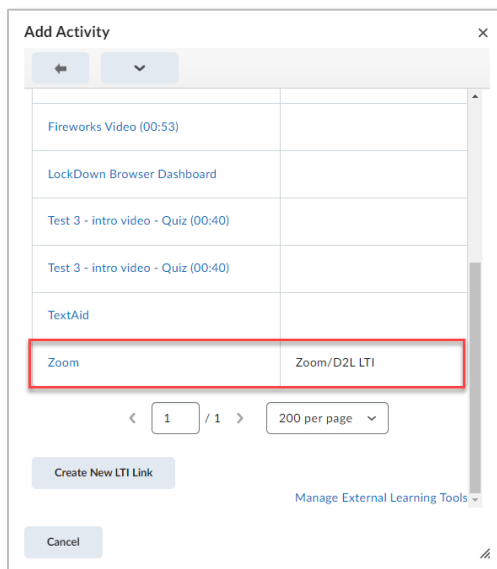


## Steps for Adding Zoom Link as a Topic in the Content Tool

1. Go the **Content** tool in your D2L course.
2. Select the Module you want to add your Zoom link to or create a New Module.
3. Select **Add Existing Activities** and select **External Learning Tools**.



4. Select Zoom.



5. The link to your Zoom meetings has now been created, when you select the link, the Zoom meetings window will appear.



## Things to Remember

- To create Zoom meetings within your D2L course, including an individual meeting or recurring meetings, see the tutorial **Creating Zoom Meetings in D2L**.
- To add links to specific Zoom meetings within the D2L Content tool, see the tutorial **Adding Zoom Meeting Link to Content Tool in D2L**.

