



Creating Ordering (ORD) Questions in D2L – D2L Tutorial

This tutorial is for faculty who have previous experience using the Quizzes tool and Question Library in D2L. For further information, please contact elearning@camosun.ca for assistance.

Scenario

This tutorial will describe how to create a **Ordering** question for use in the Quizzes tool in D2L. Note that this question type uses an older creation interface that is different from the Multiple Choice question creation interface, and is a bit more complicated to navigate.

Steps

1. Go to the **Quizzes** tool in your course, then click **Question Library**.

Training Course 03 Course Home My Tools ▾ Edit Course

Manage Quizzes **Question Library** Statistics LockDown Browser Help

New Quiz Edit Categories More Actions ▾

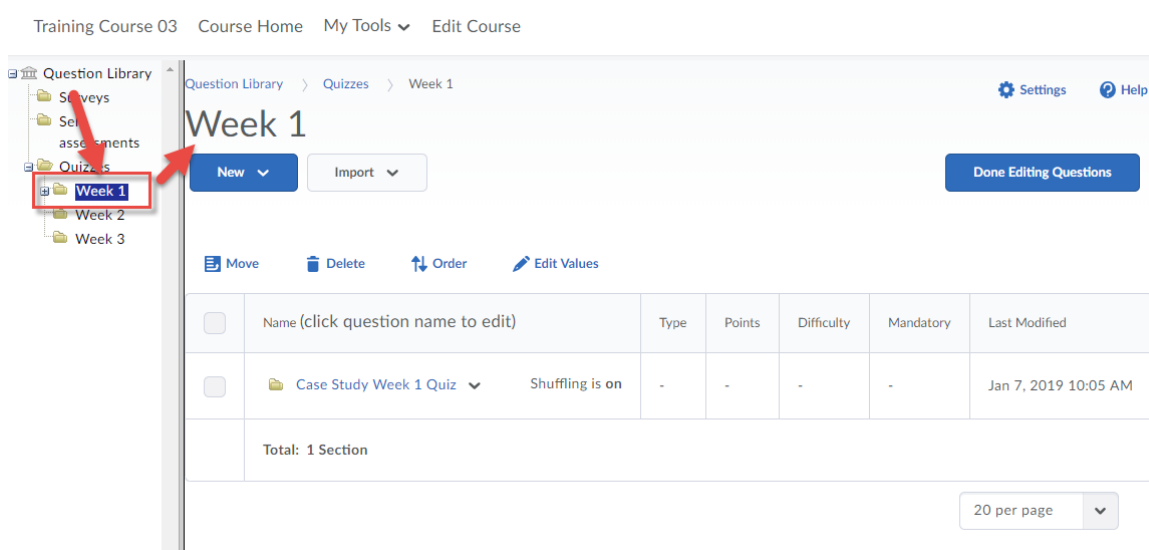
View: By Availability ▾ Apply

[Bulk Edit](#)

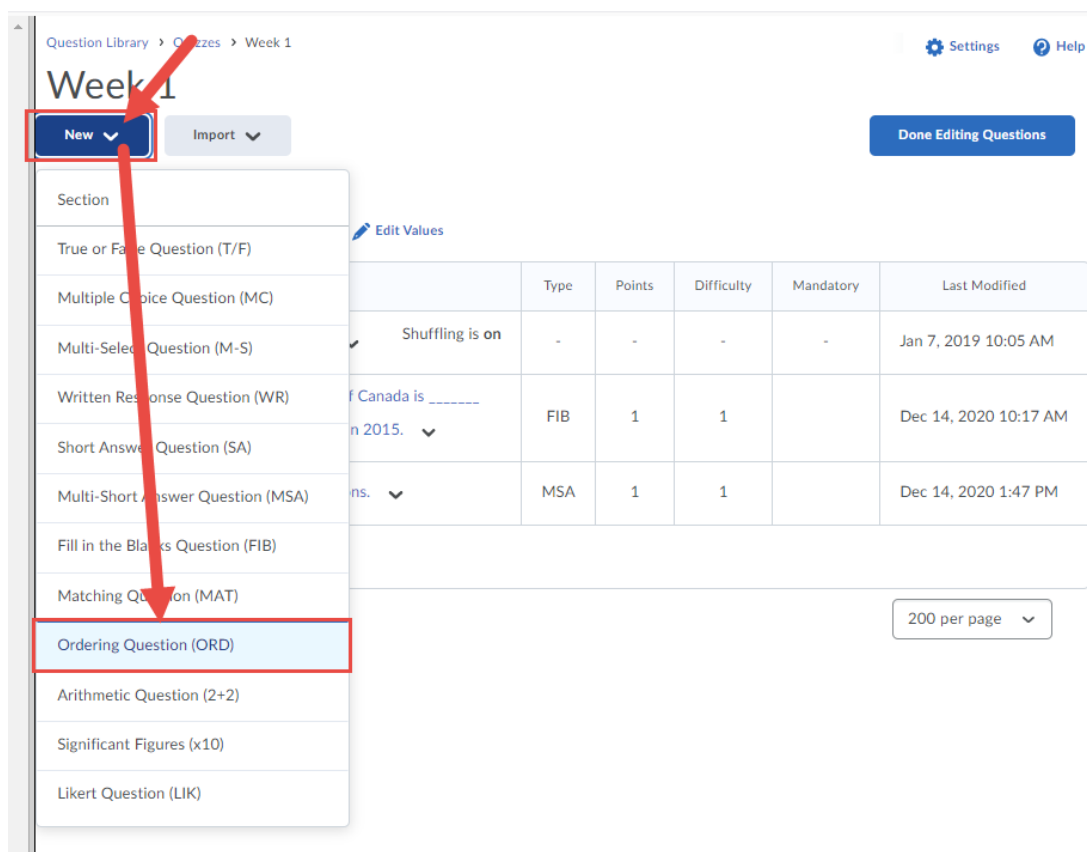
		Published
<input type="checkbox"/>	Current Quizzes	
<input type="checkbox"/>	All About Quizzes ▾ Availability: always available	-
<input type="checkbox"/>	Master Quiz ▾ (inactive) Availability: always available	-



2. Create a **New → Section** or click on the title of an existing **Section** (folder) in which to save your Short answer question. For the purposes of this tutorial, we will click **Quizzes**, and then **Week 1**.



3. Click **New** and select **Ordering Question (ORD)**.



4. Leave the **Title** box blank. Give your question a **Points** value (this can be changed later), and feel free to leave the **Difficulty** level at 1 (use the Difficulty level feature to help you sort your questions for quiz, so change the value if you like). Add your question to the **Question Text** box.

New Ordering Question


General

Title (optional)


Points *

Difficulty

Question Text *



Order the Months in order of first to last in a calendar year.



Image



This content is licensed under a [Creative Commons Attribution 4.0 International Licence](https://creativecommons.org/licenses/by/4.0/). Icons by the [Noun](https://nounsproject.com/) Project.

5. Scroll down to the **Options** area. Click **Add Item** to add to the Options list. Here we will add 2 more Options for a total of 12. You can change the Grading behaviour by choosing **Equally weighted** (where each choice is worth an equal amount of 100% of the question), **All or nothing** (where no points are awarded if a match is missed) or Right minus wrong. Type the Options into the boxes, and use the Correct Order drop-down menus to indicate which order the options should be in. Note that Options will be randomized automatically in the question.

Options

Grading

☐ Equally weighted ☒ All or nothing ☐ Right minus wrong

Items are randomized when taking the question

+ Add Item 10

#	Value	Correct Order	Feedback	Remove
1	<div>January</div>	1		
2	<div>February</div>	2		

Save Save and Copy Save and New Preview Cancel



This content is licensed under a [Creative Commons Attribution 4.0 International Licence](https://creativecommons.org/licenses/by/4.0/). Icons by the [Noun Project](https://nounproject.com/).

6. When you have finished adding all your Choices and Matches, click **Preview** to see what the question looks like. Here is what the question created for this tutorial looks like.

Preview Question

When taking the question, it would appear as:

Order the Months in order of first to last in a calendar year.

<input type="text"/>	March
<input type="text"/>	August
<input type="text"/>	September
<input type="text"/>	December
<input type="text"/>	July
<input type="text"/>	February
<input type="text"/>	April
<input type="text"/>	November
<input type="text"/>	October
<input type="text"/>	January
<input type="text"/>	May
<input type="text"/>	June

7. Click **Save** when you have finished creating your question.

Things to Remember

You can use images in an Ordering question, but you will definitely want to preview it to make sure the images are not too big or too small.

It is very important to consider the points value for an ordering question – i.e., if you don't want the entire question to be worth one point, change the points value accordingly!



This content is licensed under a [Creative Commons Attribution 4.0 International Licence](https://creativecommons.org/licenses/by/4.0/). Icons by the [Noun](https://nounsproject.com/) Project.