



Setting Email and Mobile Notifications in D2L – D2L Tutorial

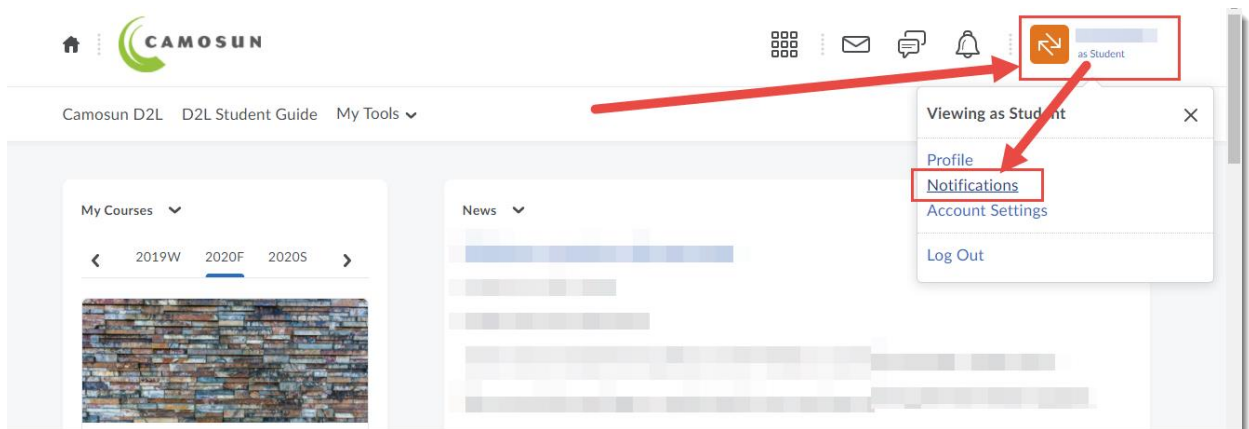
This tutorial is designed for faculty using D2L to provide to their students. For further information or assistance, go to our [Team Dynamix Support portal](#) and click the appropriate Category to submit a ticket.

Scenario

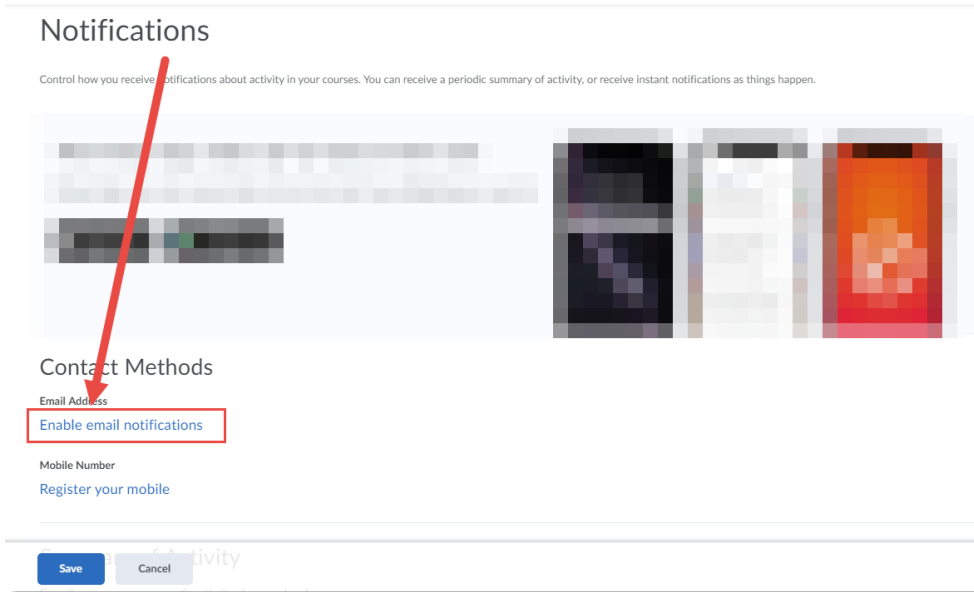
FOR STUDENTS: This tutorial will cover the steps involved when you wish to have notifications about course activities (news additions/updates, new content, assignment feedback, etc.) sent to your personal email or to your mobile device. Make sure to do this if you are not logging into D2L regularly so you don't miss any important information posted by your instructor!

Steps

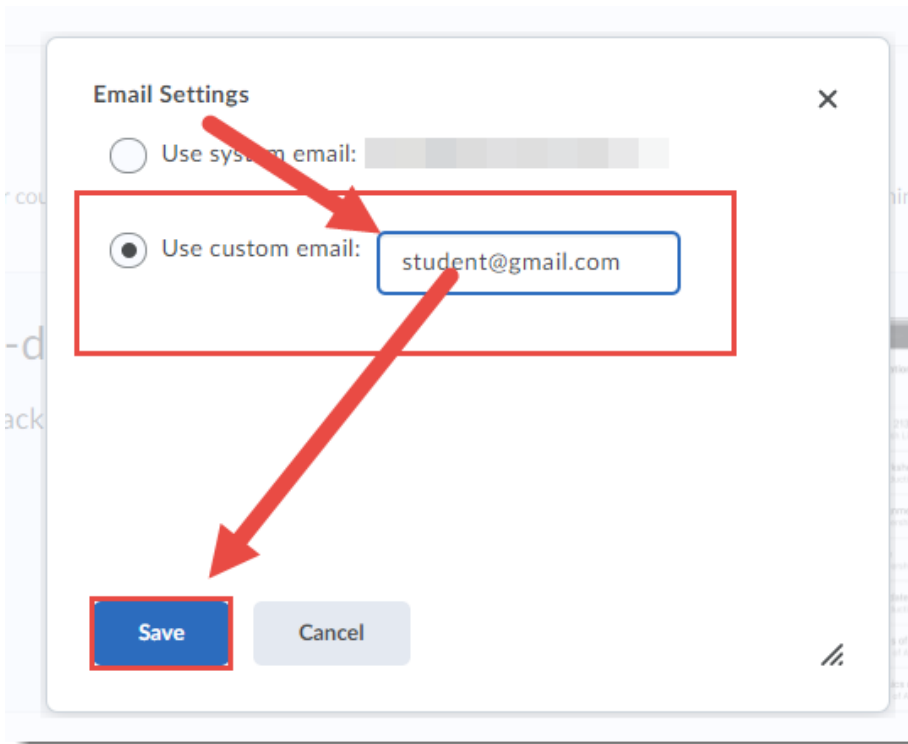
1. Go to <http://online.camosun.ca>, and logon to D2L.
2. Click on **your name** to open your personal drop-down menu, and select **Notifications**.



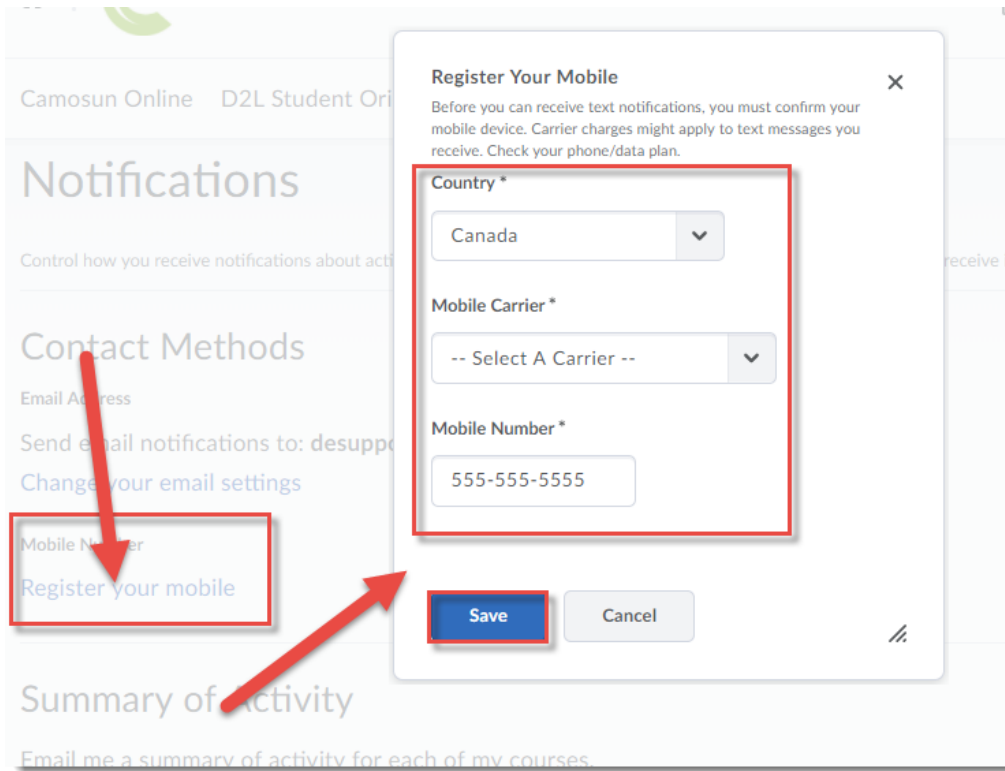
3. To set up email notifications, click **Enable email notifications**.



4. Then in the pop-up box, select **Use custom email**, enter **your personal email**, and click **Save**



- To set up mobile notifications, click **Register your mobile**. Then in the pop-up box, select your **Country**, **Mobile Carrier**, and enter your **Mobile Number**. Click **Save**.



6. Scroll down to the **Instant Notifications** section, and select the notifications you would like to receive, and how you would like to receive them. Note that you can also go to the **Exclude Some Courses** section to prevent receiving notifications from selected courses. Click **Save** when you have finished.

Instant Notifications

	SMS	Email
Content - content item created	<input type="checkbox"/>	<input type="checkbox"/>
Content - content item updated	<input type="checkbox"/>	<input checked="" type="checkbox"/>
Content - content overview updated	<input type="checkbox"/>	<input type="checkbox"/>
Discussions - new post in a forum, topic, or thread that I subscribed to in instant notifications	<input type="checkbox"/>	<input checked="" type="checkbox"/>
Dropbox - dropbox folder due date or end date is 2 days away	<input type="checkbox"/>	<input checked="" type="checkbox"/>
Grades - grade item released	<input type="checkbox"/>	<input checked="" type="checkbox"/>
Grades - grade item updated	<input type="checkbox"/>	<input checked="" type="checkbox"/>
News - item updated	<input type="checkbox"/>	<input type="checkbox"/>
News - new item available	<input type="checkbox"/>	<input checked="" type="checkbox"/>
Quizzes - quiz due date or end date is 2 days away	<input type="checkbox"/>	<input checked="" type="checkbox"/>

Customize Notifications

Include my grade value in notifications from Grades

send me notifications

Things to Remember

You can return to **Notifications** at any time to make changes to your settings. Note that you will receive notifications for ALL courses you are registered in unless you choose to **Exclude Some Courses**.



This content is licensed under a [Creative Commons Attribution 4.0 International License](https://creativecommons.org/licenses/by/4.0/). Icons by the [Noun Project](https://nounproject.com/).