



## Viewing Chat Recordings – D2L Student Tutorial

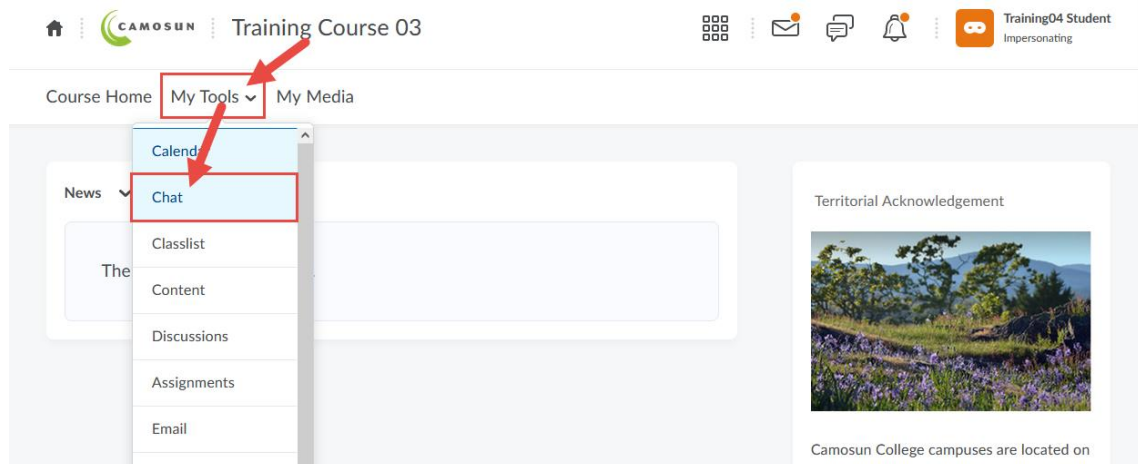
This tutorial is designed for students who would like to use the Chat tool for online text-based discussions or group work with fellow students. Note that you may need to ask your instructor to set up the Chat tool on your D2L course Navbar. For further information or assistance, go to our [Team Dynamix Support portal](#) and click the appropriate Category to submit a ticket.

### Scenario

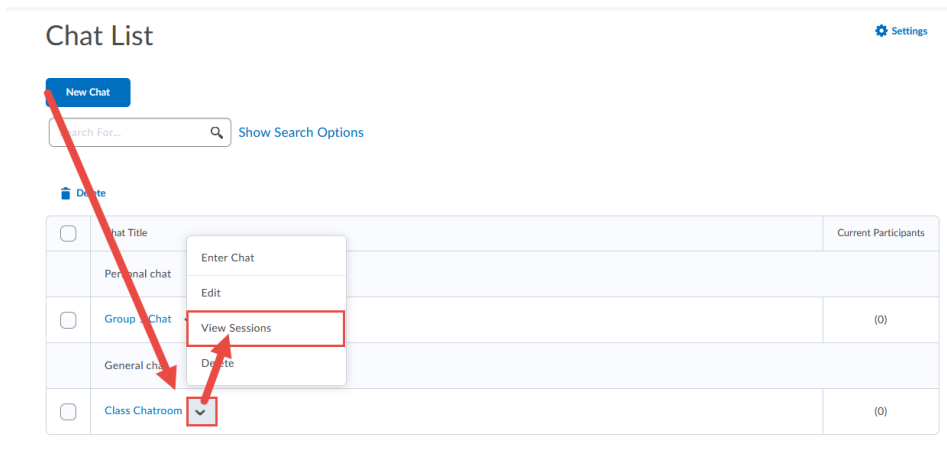
This tutorial will cover the steps involved in viewing the text recordings of **Chat** sessions in your course. You will be able to view chat session recordings for any Chatroom you have created or have been given access to by others.

### Steps

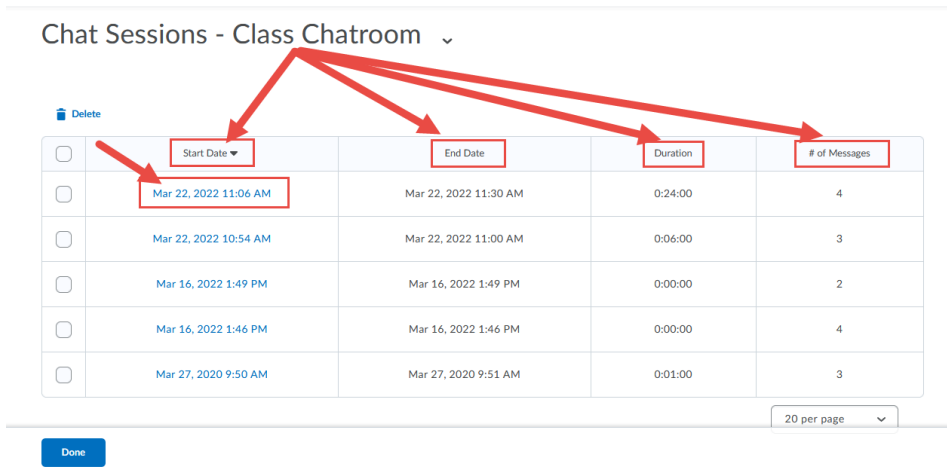
1. In your D2L course, click the **Chat** link (in the Nav Bar or under the **MyTools** menu.)



2. Click the down arrow next to the title of the **Chat** for which you wish to view the session recordings and select **View Sessions**.



3. You will see a list of the individual session recordings, with the **Start Dates** (linked to the session recording for that session), the **End Dates**, the **Duration** of the session, and the **# of Messages** in the recording. Click the link for the specific session you wish to view the recording.



- You can view the text recording in the **Chat Text** section. Click **Print** at the top right to download or print the Chat Session recording. Click **Done** to return to the Chat Session table.

**Chat Session**

**Chat Information**

Chat Title  
Class Chatroom

**Session Information**

Start Date  
Mar 22, 2022 11:06 AM

End Date  
Mar 22, 2022 11:30 AM

**Chat Text**

The text is shown in the order that it was entered; the oldest text is at the top and the newest text is at the bottom.

*Session Started*  
emily.schudel31 joined the chat.  
training.student01 joined the chat.  
emily.schudel31: Good morning!

training.student01: Good morning to you!  
*Session Ended*

**Print**

**Done**

- Click **Done** to return to the main **Chat** area.

Chat Sessions - Class Chatroom

**Delete**

	Start Date	End Date	Duration	# of Messages
<input type="checkbox"/>	Mar 22, 2022 11:06 AM	Mar 22, 2022 11:30 AM	0:24:00	4
<input type="checkbox"/>	Mar 22, 2022 10:54 AM	Mar 22, 2022 11:00 AM	0:06:00	3
<input type="checkbox"/>	Mar 16, 2022 1:49 PM	Mar 16, 2022 1:49 PM	0:00:00	2
<input type="checkbox"/>	Mar 16, 2022 1:46 PM	Mar 16, 2022 1:46 PM	0:00:00	4
<input type="checkbox"/>	Mar 27, 2020 9:50 AM	Mar 27, 2020 9:51 AM	0:01:00	3

20 per page

**Done**

## Things to Remember

You will have access to the session recordings for the Chats that you create, as well as to any Chat areas where you have been added as a **Member**.



This content is licensed under a [Creative Commons Attribution 4.0 International Licence](https://creativecommons.org/licenses/by/4.0/). Icons by the [Noun Project](https://nounproject.com/).